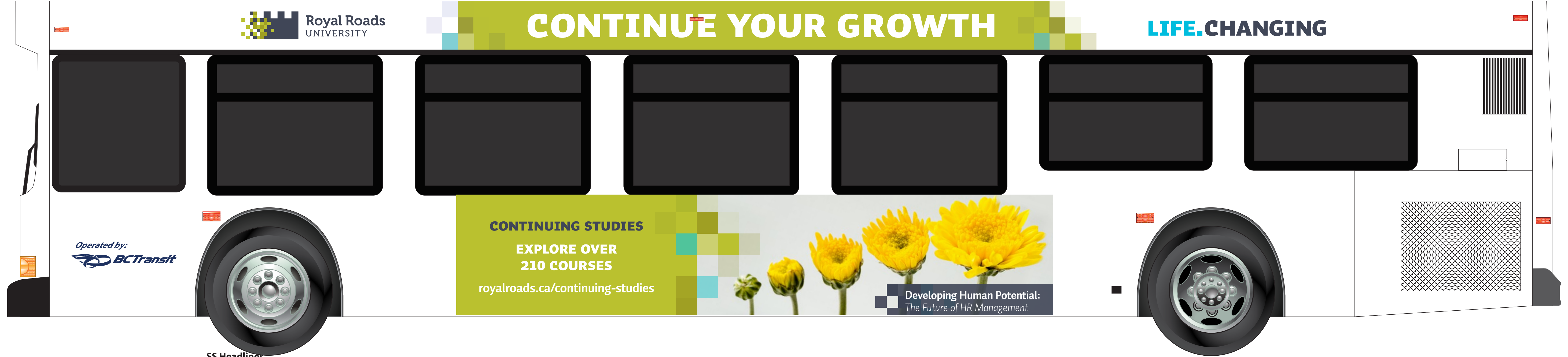


The yellow rectangle indicates the viewable area and placement of a SS Headliner and it should not be resized or moved. Do not alter, remove, or create your design on the Obstacles or Bus Colors layers.



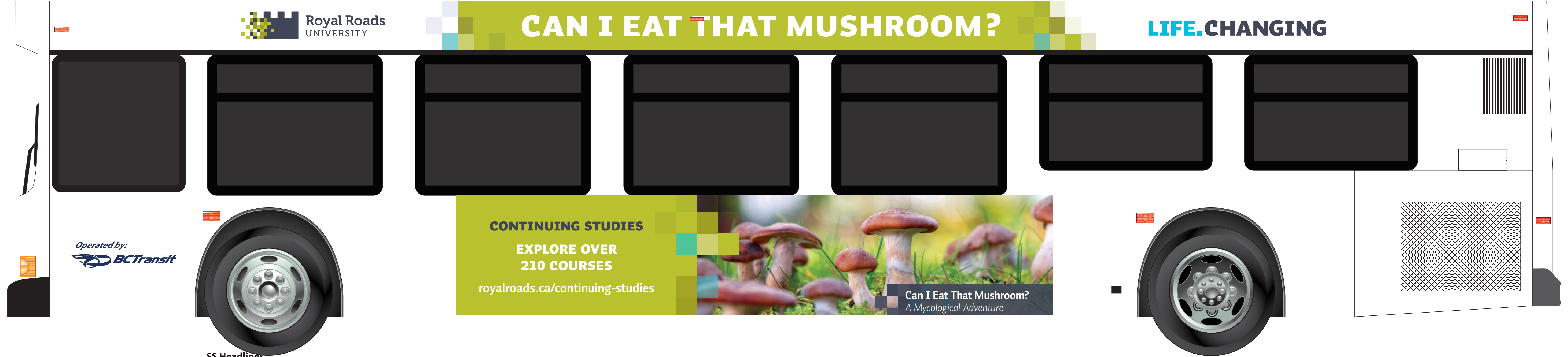
**SS Headliner**  
Victoria, BC 40' LF Flyer 7-8000 '95-'97  
Raster images should be created at 512dpi at the scale provided.  
Design in the yellow area only and bleed background color to the edge of the yellow box.

The yellow rectangle indicates the viewable area and placement of a SS Headliner and it should not be resized or moved. Do not alter, remove, or create your design on the Obstacles or Bus Colors layers.



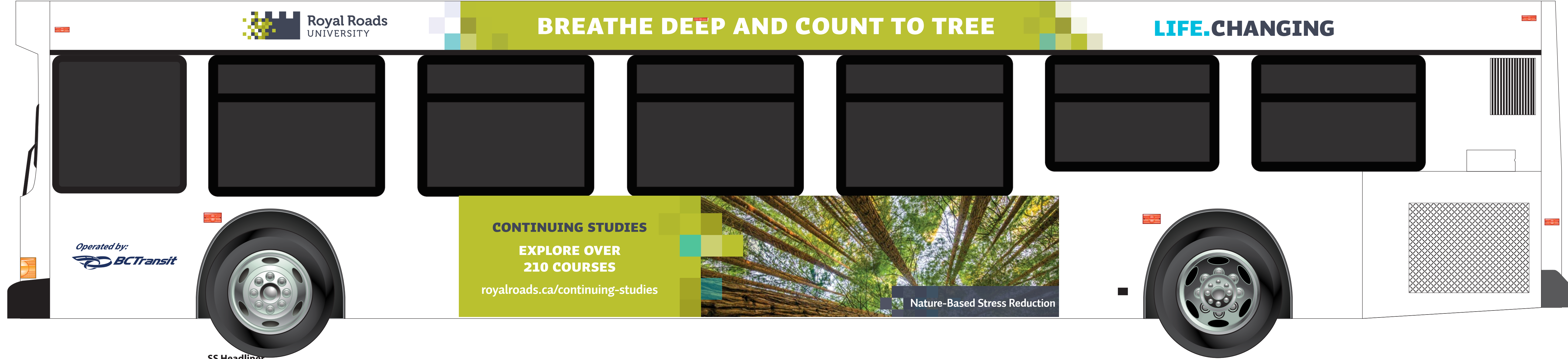
**SS Headliner**  
Victoria, BC 40' LF Flyer 7-8000 '95-'97  
Raster images should be created at 512dpi at the scale provided.  
Design in the yellow area only and bleed background color to the edge of the yellow box.

The yellow rectangle indicates the viewable area and placement of a SS Headliner and it should not be resized or moved. Do not alter, remove, or create your design on the Obstacles or Bus Colors layers.



**SS Headliner**  
Victoria, BC 40' LF Flyer 7-8000 '95-'97  
Raster images should be created at 512dpi at the scale provided.  
Design in the yellow area only and bleed background color to the edge of the yellow box.

The yellow rectangle indicates the viewable area and placement of a SS Headliner and it should not be resized or moved. Do not alter, remove, or create your design on the Obstacles or Bus Colors layers.



**SS Headliner**  
Victoria, BC 40' LF Flyer 7-8000 '95-'97  
Raster images should be created at 512dpi at the scale provided.  
Design in the yellow area only and bleed background color to the edge of the yellow box.